



BOMAG
FAYAT GROUP

Soil Stabilizer / Asphalt Recycler

MPH 125

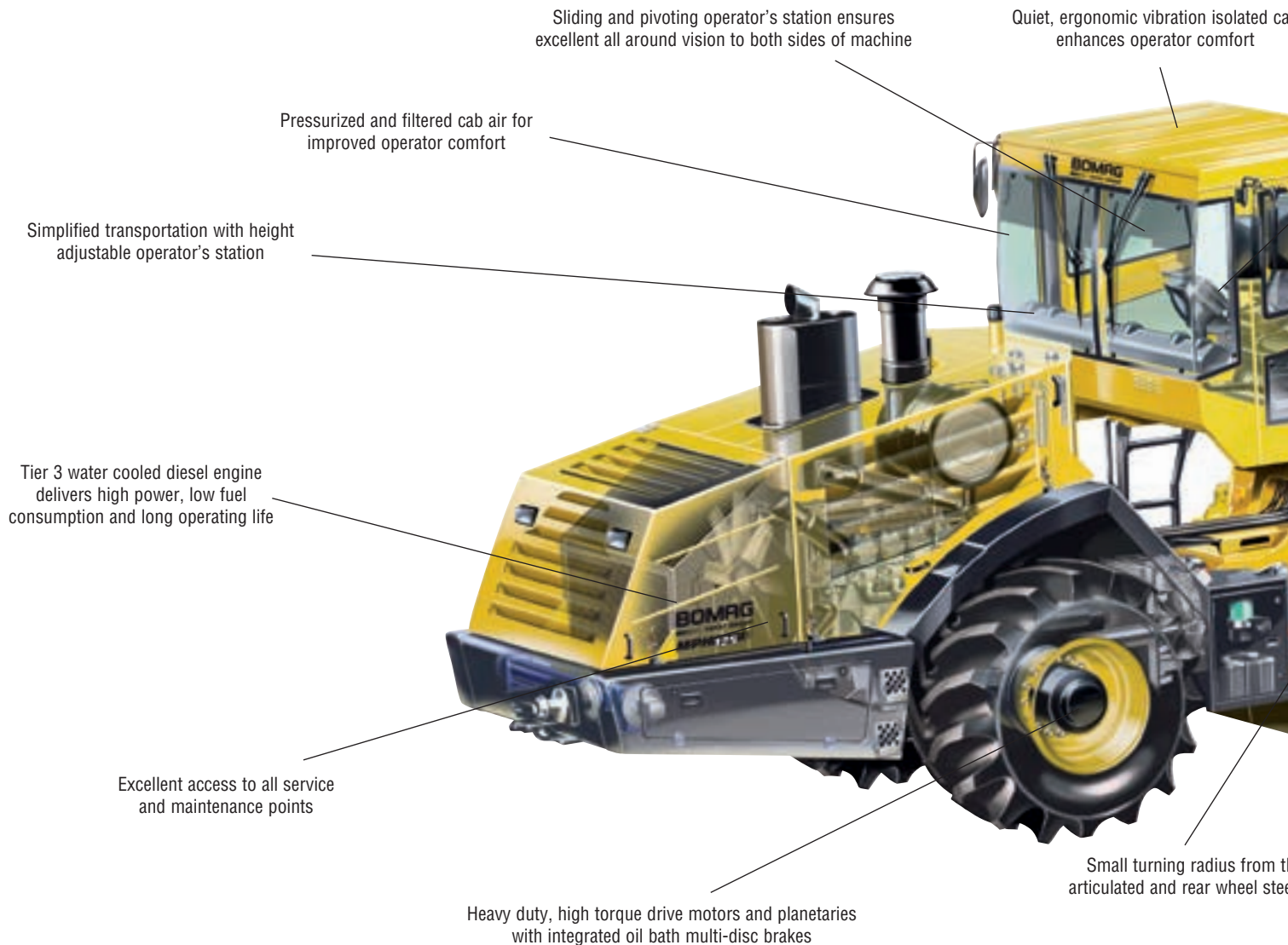


KEY FEATURES

- Automatic power adjustment
- Maximum productivity
- All wheel drive traction
- Reliable control in extreme conditions
- Sliding and pivoting operator's station
- Optimum visibility
- Articulated and rear wheel steering
- Excellent maneuverability
- Central lubrication system
- Reduced maintenance time
- Pressurized and filtered cabin air
- Optimum operator comfort and safety



MPH 125 Soil Stabilizer / Asphalt Recycler



Sliding and pivoting operator's station ensures excellent all around vision to both sides of machine

Quiet, ergonomic vibration isolated cab enhances operator comfort

Pressurized and filtered cab air for improved operator comfort

Simplified transportation with height adjustable operator's station

Tier 3 water cooled diesel engine delivers high power, low fuel consumption and long operating life

Excellent access to all service and maintenance points

Heavy duty, high torque drive motors and planetaries with integrated oil bath multi-disc brakes

Small turning radius from the articulated and rear wheel steering

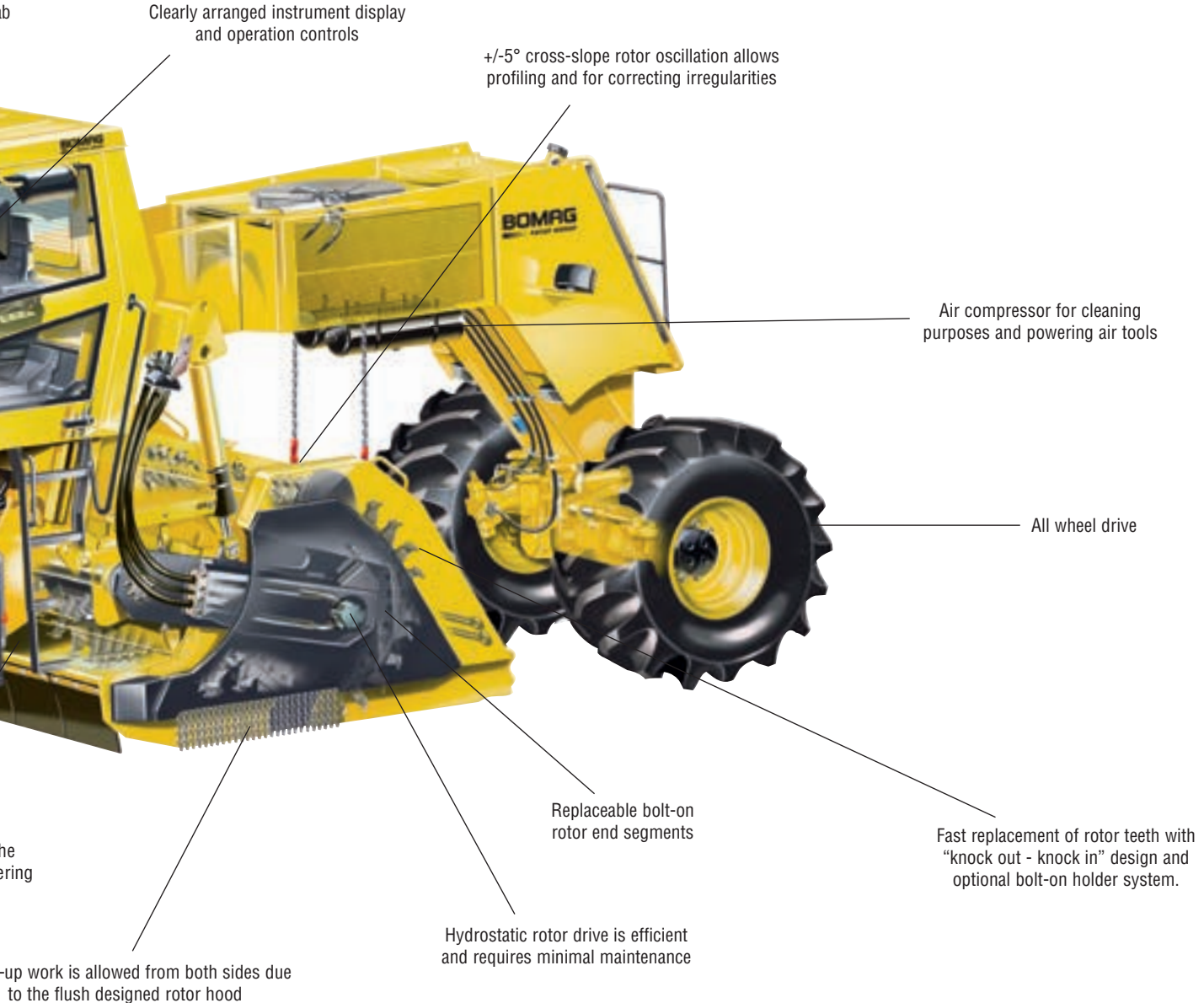
Close

■ *Designed specifically for soil stabilization and full depth reclamation*

For demanding soil stabilization and recycling applications BOMAG has developed the MPH 125. In conjunction with contractors around world and years of BOMAG experience in this field has allowed BOMAG to develop the highest power, reliability and efficiency in the MPH 125. The BOMAG MPH 125 is the efficient solution when it comes to mixing lime, fly ash or cement for soil stabilization. When used as an asphalt recycler, the MPH 125 excels in a variety of recycling uses to cut and pulverize damaged surfaces and road pavements.

Many design features distinguish the MPH 125. Optimum vision over the entire work area and excellent maneuverability due to the combination of articulated and rear axle steering, together with powerful rotor and travel drives, ensure consistently good mixing results and superior efficiency. The universal rotor with speeds that can be selected under load, matching the requirements of any construction task. The variable mixing compartment of the rotor will automatically adapt with the cutting depth.

Best for
**STABILIZATION &
RECLAMATION**



Set-up work is allowed from both sides due to the flush designed rotor hood

...

■ High reliability

- Powerful Deutz Tier 3 water-cooled turbocharged diesel engine.
- Powerful hydraulic pumps and motors ensure optimum performance, even under extreme load conditions.
- Torsion resistant frame and heavy duty wheel drives provide high reliability.

■ Safety comes first

- High tipping resistance and stability due to low center of gravity.
- Standard Integrated ROPS/FOPS.
- Hydrostatic rotor drive with integrated overload protection.
- Increased safety with automatic rotor shut-down when lifting the rotor out of the soil.

- Safety shut-down when changing the rotor teeth.
- Automatic brake operation after engine shut-down and in case of an emergency stop.



Optimum operator visibility

Outstanding performance and versatility

Productivity and profit:

Maximum productivity on site comes from high reliability and performance under the most extreme conditions.

BOMAG meets this goal through the quality of all components used and the innovative design of the machine.

- Flexibility for stabilizing and recycling work using the universal design rotor.

- Optimum efficiency with lowest wear and maintenance with the use of direct hydrostatic motors integrated in the rotor.
- High versatility with variable rotor speeds.
- +/- 5° rotor cross-slope for shaping profiles or irregularities.

- Ample traction power for pushing tanker trucks – even under severe soil conditions – with all wheel drive and electronic traction control.
- Maximum working power due to automatic power regulation with integrated overload protection.
- High ground clearance protects under carriage from damage due to uneven terrain
- Excellent maneuverability with compact design features and the combination of articulated and rear wheel steering.
- Work close up to both sides with specially designed rotor hood.

I. Soil stabilization with cement and lime in sand and gravel

Layer thickness - in.	8	12	20
Output - yd ² /day	17900 - 22700	11900 - 19100	7700 - 11900

II. Improvement with lime in mixed soils

Layer thickness - in.	8	12	20
Output - yd ² /day	11900 - 19100	8900 - 13700	5900 - 8900

III. Pulverization of silt and clay

Layer thickness - in.	8	12	20
Output - yd ² /day	8900 - 14300	7700 - 11900	5900 - 10700

IV. Mix in place recycling of asphalt roads (normal total cutting depth 9.8-13.8 in)

Asphalt thickness - in.	4	6	8	10
Output - yd ² /day	7100 - 9500	5700 - 8300	4700 - 7100	3500 - 5900

Production rates can vary depending on materials, moisture content, and application type.



Excellent accessibility for rotor maintenance



Central lube system reduces maintenance time

Featuring...



Clearly arranged instrument display and operation controls



Excellent view over the working area and material field



Universal rotor with individual bolt-on replaceable end segments



All Wheel Drive and traction control deliver outstanding tractive effort

Reduced operating costs for increased profits

■ **Efficient Service & Maintenance:**

The design and service concept of the MPH 125 Stabilizer/Recycler reduces the labor time needed for maintenance work.

- Virtually maintenance free hydrostatic drive system.
- Quick and easy access to all service and maintenance points.
- Hydraulic components and diesel engine can be easily reached through large service doors.
- Hydraulic oil change every 2000 operating hours or every 2 years.
- Automatic lubrication of all bearings on the machine by the central lubrication system.
- Easily accessible filters and batteries as well as lockable doors to protect against vandalism.
- Electronic safety system for comprehensive monitoring of machine operation.
- Easy access to the rotor via high opening rotor hood.
- Easier and safer to check and replace teeth with the hydraulic rotor turning feature.
- Standard compressor system for cleaning and connection to pneumatic tools.
- Bolt on rotor end segments for easy replacement.

■ **Comfortable, simple operation from both sides of the machine:**

The location of the operator's platform gives the driver excellent overall vision to the working area. The ergonomically designed and spacious cab ensures fatigue free work with driving and operating comfort.

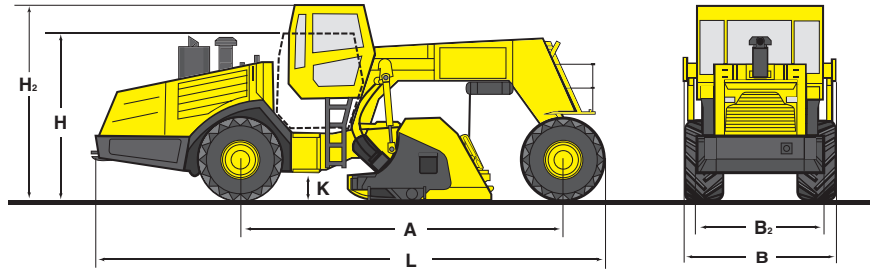
- A lateral sliding and pivoting work position combined with large-area glass creates a maximum field of vision, unsurpassed by other machines.
- Comfortable seating position with spacious leg room.
- Ergonomic display and controls on the seat unit.
- Simple operation with clear identification of functions.
- Driver comfort with fresh air filtration in dusty conditions.
- Optimum cab temperatures with optional heater and air conditioning.
- In cabin cross slope indicators.
- 2 side view power mirrors enhance visibility.

Technical Specifications

MPH 125

Shipping dimensions in cubic feet (m³)

MPH 125 3120 (88.3)



Standard Features

- Hydrostatic all wheel drive
- Traction Control
- Hydrostatic rotor drive with automatic power adjustment
- Hydrostatic articulated steering
- Hydrostatic rear axle steering
- Hydr. adjustable rotor oscillation
- Hydr. tailgate with floating position
- Cab and operator's platform with:
 - integral ROPS/FOPS
 - transport and working position
 - heat and air conditioning
 - pressurized and filtered cab air
 - sliding and pivoting multi-function operator's station
- Central lubrication system
- Air compressor
- Working lights
- Push and draw bars w/ holders
- Lockable storage compartment

Optional Equipment

- Water System
(0-420 gpm / 0-1600 lpm)
- Universal Rotor 102" width
- Universal Rotor with bolt-on holders
102" width
- Universal Rotor with bolt-on holders
94.7" width
- CD/Radio
- Rotary beacon

Dimensions in inches (mm)

	A	B	B ₂	H	H ₂	K	L
MPH 125	244.2 (6203)	112.2 (2850)	110.2 (2800)	122 (3100)	145.7 (3700)	20.1 (510)	393.3 (9990)

Technical data

Weights

Operating Weight CECE..... lbs (kg) 54014 (24500)

Drive Characteristics

Speed (1)..... mph (km/h) 0-1.9 (0-3.0)
 Speed (2)..... mph (km/h) 0-7.5 (0-12.0)
 Working speed..... fpm (m/m) 231 (70.4)

Drive

Engine manufacturer..... Deutz
 Type..... TCD 2015V08
 Tier Compliance..... Tier 3
 Cooling..... Water
 Number of cylinders..... 8
 Performance SAE J 1349 and ISO 9249..... hp (kW) 590 (440)
 Speed..... rpm 1,900
 Electrical equipment..... V 24
 Drive system..... hydrostatic / all wheel

Tires

Tire size, front and rear..... 28LR26

Brakes

Service brake..... hydrostatic
 Parking brake..... multi disc

Steering

Steering system..... hydraulic/articulating + rear
 Track radius inner/outer..... in (mm) 147.6 / 265.7 (3750 / 6750)

Rotor

Configuration..... center slung
 Rotor width..... in (mm) 94.7 (2400)
 Diameter over teeth..... in (mm) 55.7 (1416)
 Rotor speed..... rpm 115 - 155
 Rotor oscillation angle +/-..... degrees 5
 Cutting direction..... upward
 Max. cutting depth..... in (mm) 21.7 (550)
 Number of cutting teeth..... 224
 Height of cutting teeth..... in (mm) 7.9 (200)

Capacities

Fuel..... gal (l) 284 (1075)

Technical modifications reserved. Machines may be shown with options.

BOMAG MPH 125



BOMAG Americas, Inc.
 2000 Kentville Rd. • Kewanee, IL 61443
 Tel: 309 853-3571 • Fax: 309 852-0350